

Lumen Tech

Lighting, Inc.

Galaxy 2 Series Extruded Aluminum Wall Mount Oval Up / Down Light Cylinder Maximum 175W Metal Halide 150W High Pressure Sodium Or 2-PLT 42W Compact Fluorescent

Specifications

Cylinder: Oval extruded aluminum cylinder, hinged die-cast ballast compartment with safety cable. See finish note.

Mounting Bracket: Unique wall mount bracket for quick and easy installation.

Lens: Clear tempered glass lens silicone caulked to lens frame.

Reflector: Anodized aluminum reflector computer designed for maximum efficiency.

Ballast: **H.I.D.** Pre-wired C.W.A., H.P.F. core and coil with capacitor. **CF** Compact fluorescent electronic high power factor class P, universal voltage 120 thru 277 volt; 50/60 Hz.

Lamp: **H.I.D.** Clear medium base. **CF** PLT lamp max. 2-42W, 4 pin base (by others).


Lamp Holder: **H.I.D.:** High heat 4 K.V. rated, w/nickel plated copper screw shell, spring loaded center contact. **CF:** White thermoplastic with snap-in lamp retainer springs.

Finish: White, black or bronze detergent cleaned, prime coated chip resistant powder urethane polyester coating. Contact factory for other colors.







Photometric Information: Contact factory.

Labels: U/L listed. Suitable for wet location.

SPECIFICATIONS SUBJECT TO CHANGE WITHOUT NOTICE



Ordering Information

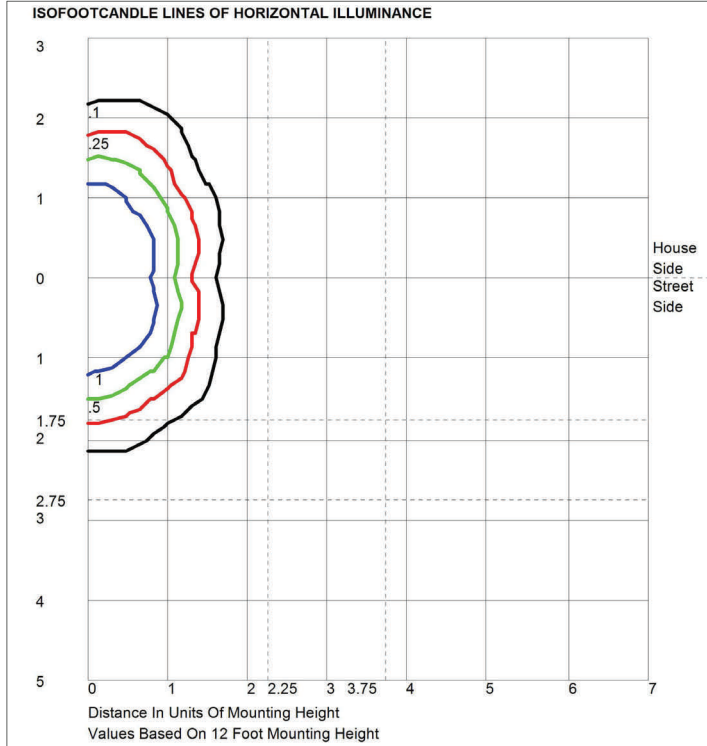
Catalog Number	Watts	Light Source
GL2T26 	1-26	Compact Fluorescent
GL2T32 	1-32	Compact Fluorescent
GL2T42 	1-42	Compact Fluorescent
GL2T226 	2-26	Compact Fluorescent
GL2T232 	2-32	Compact Fluorescent
GL2T242 	2-42	Compact Fluorescent
GL250H	1-50	HPS
GL270H	1-70	HPS
GL2100H	1-100	HPS
GL2150H	1-150	HPS
GL239M	1-39	MH
GL250M	1-50	MH
GL270M	1-70	MH
GL2100M	1-100	MH
GL2150M	1-150	MH
GL2175MP	1-175	MH Pulse Start



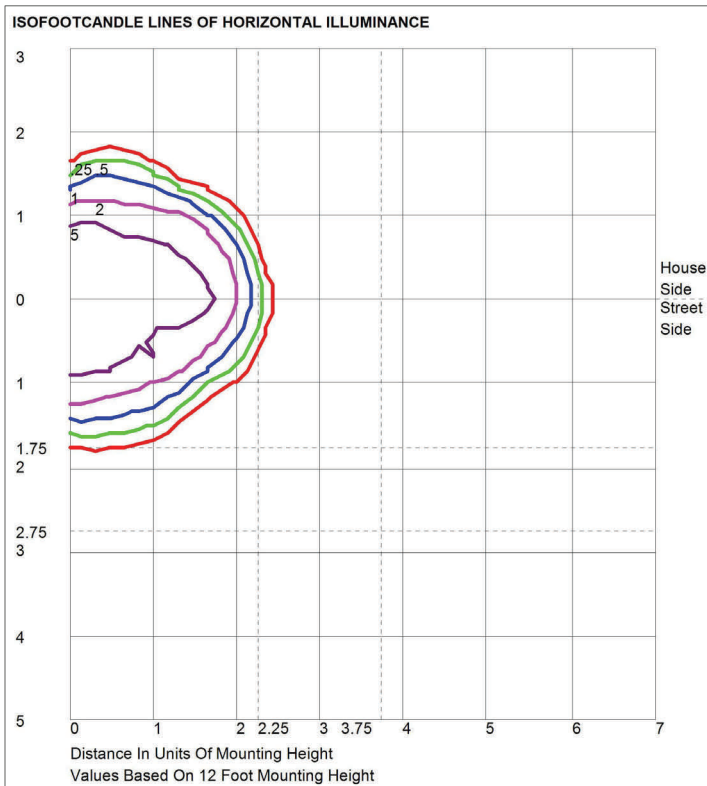
Lumen Tech

Lighting, Inc.

Galaxy 2 Series
Extruded Aluminum Wall Mount
Oval Up / Down Light Cylinder
Maximum 175W Metal Halide
150W High Pressure Sodium
Or 2-PLT 42W Compact Fluorescent



Report Number	GL1T42.IES
IES Classification	Type III
Cutoff Classification	Direct /Indirect
Light Source	1-CF PLT42W
Total Lumens	3200
Total Luminaire Watts	51
Lens	Clear Tempered Glass



Report Number	GL1175M.IES
IES Classification	Type III
Cutoff Classification	Direct/Indirect
Light Source	175W MH
Total Lumens	14000
Total Luminaire Watts	205
Lens	Clear Tempered Glass

