

Lumen Tech

Lighting, Inc.

Design SC34

Wall Sconce With Up/Down
Or Full Cut Off Down Light

Maximum 100W Metal Halide
150W High Pressure Sodium
Or 2-42W PLT Compact Fluorescent

Specifications

Housing: Heavy duty die-cast aluminum with quick mount system. Powder coated finish. See finish note.

Lens: Clear tempered glass silicone sealed to lens frame.

Reflector: Anodized aluminum, computer designed for efficiency, up/down distribution. Features an internal baffle to block up light for full cut off down light only.

Ballast: H.I.D.: Pre-wired C.W.A., H.P.F. core and coil with capacitor. **CF:** Compact fluorescent electronic high power factor class P, universal voltage 120 thru 277 volt; 50/60 Hz.

Lamp: H.I.D.: Clear medium base. **CF:** PLT lamp 4 pin base (by others).

Lamp Holder: H.I.D.: High heat 4 K.V. rated, w/nickel plated copper screw shell, spring loaded center contact.

CF: White thermoplastic with snap-in lamp retainer springs.

Finish: White, black or bronze, detergent cleaned, prime coated chip resistant powder urethane polyester coating. Contact factory for other colors.







Photometric Information: Contact factory.

Labels: U/L, listed suitable for wet location.

SPECIFICATIONS SUBJECT TO CHANGE WITHOUT NOTICE



Ordering Information

Catalog Number	Watts	Light Source
SC34T26 	1-26	Compact Fluorescent
SC34T32 	1-32	Compact Fluorescent
SC34T42 	1-42	Compact Fluorescent
SC34T226 	2-26	Compact Fluorescent
SC34T232 	2-32	Compact Fluorescent
SC34T242 	2-42	Compact Fluorescent
SC3450H	50	HPS
SC3470H	70	HPS
SC34100H	100	HPS
SC34150H	150	HPS
SC3439M	39	MH
SC3450M	50	MH
SC3470M	70	MH
SC34100M	100	MH



Lumen Tech

Lighting, Inc.

Design SC34

Wall Sconce With Up/Down
Or Full Cut Off Down Light

Maximum 100W Metal Halide

150W High Pressure Sodium

Or 2-42W PLT Compact Fluorescent

