

# Lumen Tech

Lighting, Inc.

## Design WP71

Surface Mount Area Light

Maximum 150 Watt Metal Halide

High Pressure Sodium

Or 2-42W PLT Compact Fluorescent

With 1/2" Hole For Optional Photo Cell

### Specifications

**Housing:** Heavy duty cast aluminum. Bronze powder coated finish. See finish note.

**Lens:** High impact/heat resistant borosilicate glass refractor computer designed for wide distribution pattern, silicone sealed to door frame.

**Reflector:** Anodized aluminum, computer designed in conjunction with the lens for efficiency.

**Ballast HID:** Pre-wired H.P.F. core and coil with capacitor. **CF:** Compact fluorescent electronic high power factor class P, universal voltage 120V—277V 50 / 60 Hz.

**Lamp HID:** Clear medium base lamp. **CF:** PLT max. 2-42W. (by others).

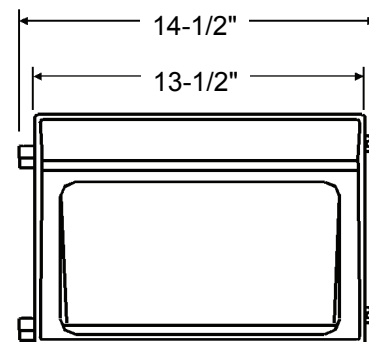
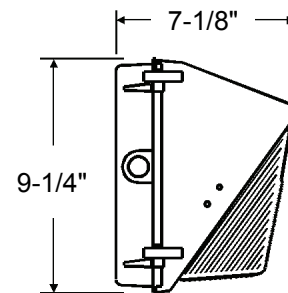
**Lamp Holder HID:** High heat 4 K.V. rated, w/nickel plated copper screw shell, spring loaded center contact. **CF:** White thermoplastic with snap-in lamp retainer springs.

**Finish:** Bronze, detergent cleaned, prime coated. Chip resistant powder urethane polyester coating.







**Photometric Information:** Contact factory.

**Labels:** U/L, CUL listed suitable for wet location.

*SPECIFICATIONS SUBJECT TO CHANGE WITHOUT NOTICE*



### Ordering Information

Catalog Number	Watts	Light Source
WP71T26 	26	Compact Fluorescent
WP71T32 	32	Compact Fluorescent
WP71T42 	42	Compact Fluorescent
WP71T226 	2X26	Compact Fluorescent
WP71T232 	2X32	Compact Fluorescent
WP71T242 	2X42	Compact Fluorescent
WP7150H	50	HPS
WP7170H	70	HPS
WP71100H	100	HPS
WP71150H	150	HPS
WP7150M	50	MH
WP7170M	70	MH
WP71100M	100	MH
WP71150M	150	MH

### Options

<b>PC(Voltage)</b>	Photocell Control
<b>QRS</b>	Quartz Re-strike System (Less Lamp)
<b>QRST</b>	Time Delay Quartz Re-strike System (Less Lamp)
<b>EMGB</b>	Emergency 90min. Battery Backup CF Only
<b>FD(Voltage)</b>	Fusing



# Lumen Tech

Lighting, Inc.

## Design WP71

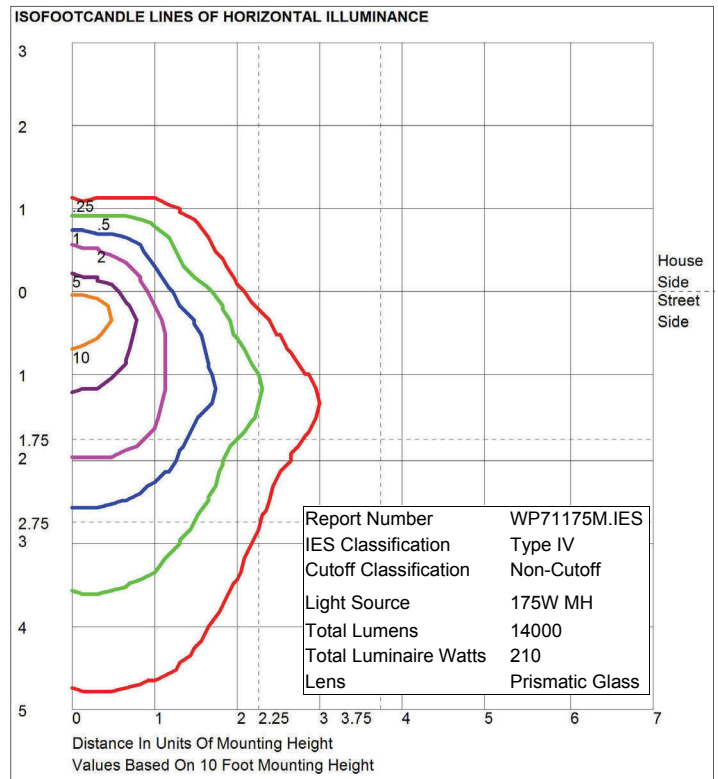
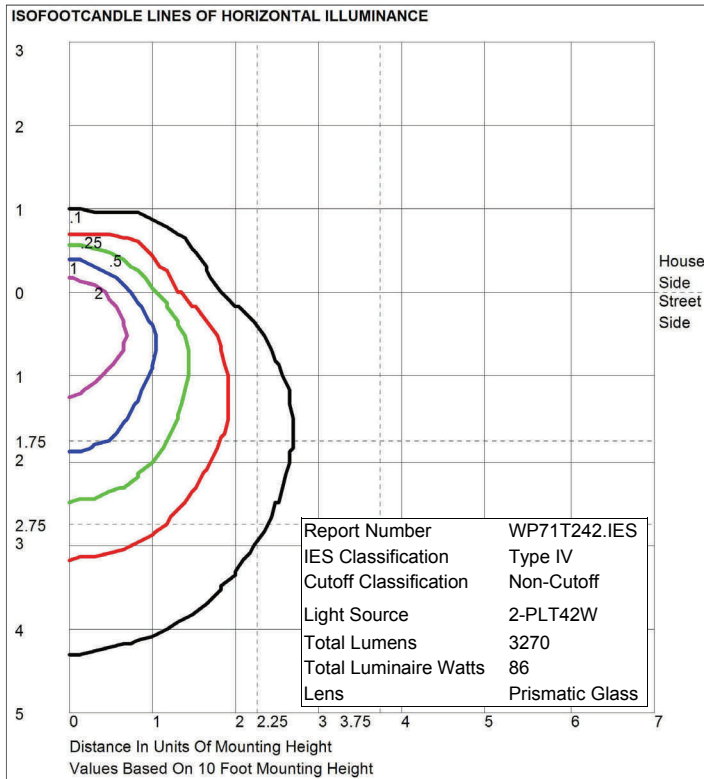
Surface Mount Area Light

Maximum 150 Watt Metal Halide

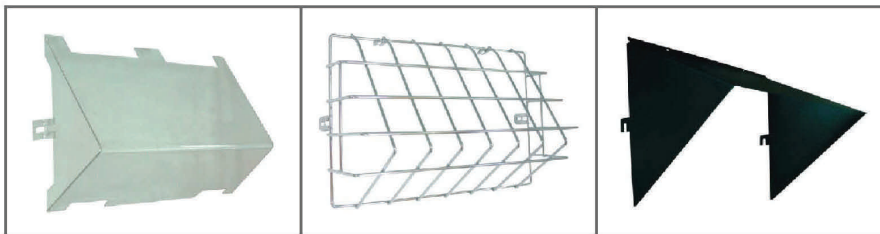
High Pressure Sodium

Or 2-42W PLT Compact Fluorescent

With 1/2" Hole For Optional Photo Cell



### Options & Accessories



WP71VS Vandel Shield

WP71WG Wire Guard

WP71VI Visor

