

# Lumen Tech

Lighting, Inc.

## Design WP727

Surface Mount Wall Pack

Maximum 400 Watt Metal Halide  
Or 400W High Pressure Sodium

### Specifications

**Housing:** Heavy duty cast aluminum. Bronze powder coated finish. See finish note.

**Lens:** High impact/heat resistant borosilicate glass refractor computer designed for wide distribution pattern, silicone sealed to door frame.

**Reflector:** Anodized aluminum, computer designed in conjunction with the lens for efficiency.

**Ballast:** Pre-wired C.W.A., H.P.F. core and coil with capacitor.

**Lamp:** Clear mogul base lamp (by others).

**Lamp Holder:** High heat 4 K.V. rated, w/nickel plated copper screw shell, spring loaded center contact.

**Finish:** Bronze, detergent cleaned, prime coated. Chip resistant powder urethane polyester coating.

**Photometric Information:** Contact factory.

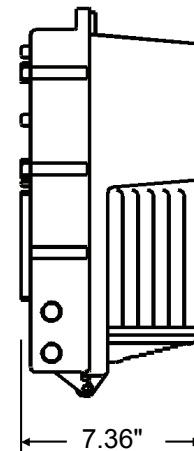
**Labels:** U/L, listed suitable for wet location.



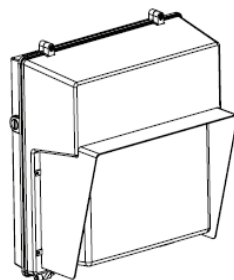
*SPECIFICATIONS SUBJECT TO CHANGE WITHOUT NOTICE*

### Ordering Information

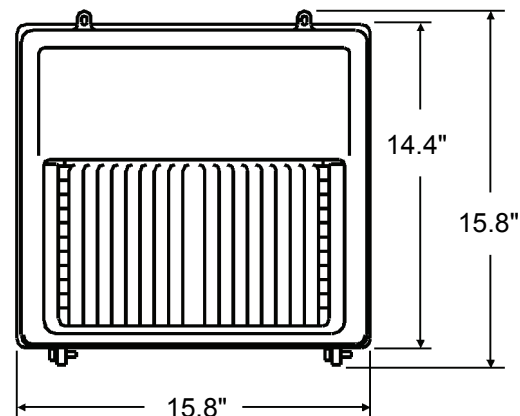
Catalog Number	Watts	Light Source
WP72770H	70	HPS
WP727100H	100	HPS
WP727150H	150	HPS
WP727250H	250	HPS
WP727400H	400	HPS
WP72770M	70	MH
WP727100M	100	MH
WP727150M	150	MH
WP727175M	175	MH
WP727175MP	175	MH Pulse Start
WP727250MP	250	MH Pulse Start
WP727320MP	320	MH Pulse Start
WP727350MP	350	MH Pulse Start
WP727400MP	400	MH Pulse Start



**WP727WG**  
Wire Guard Option



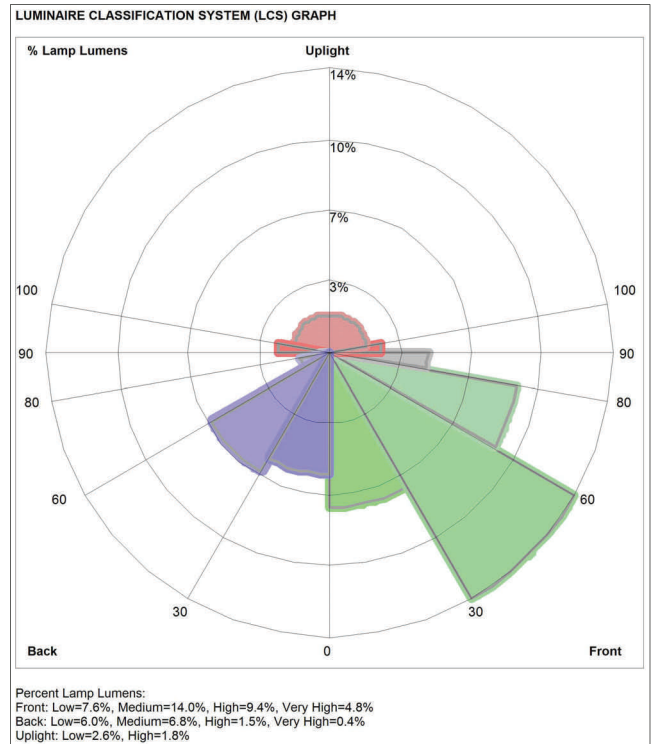
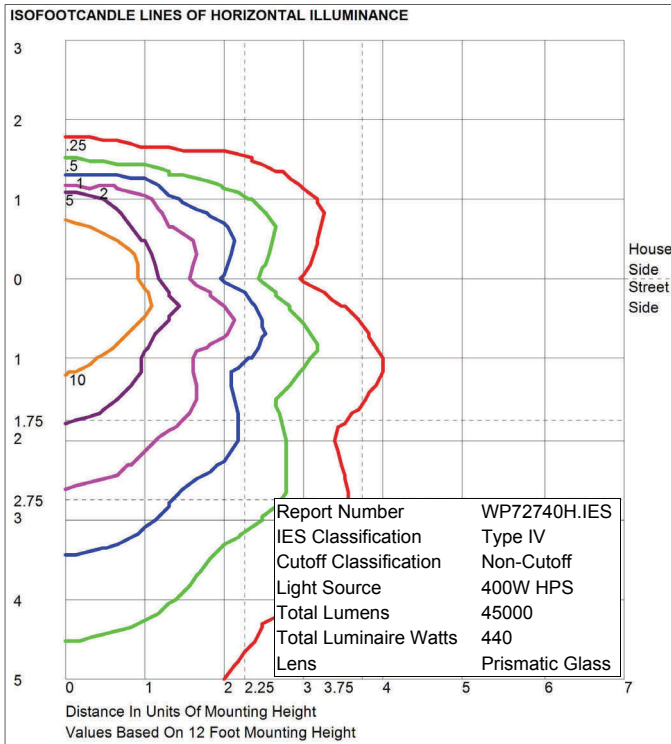
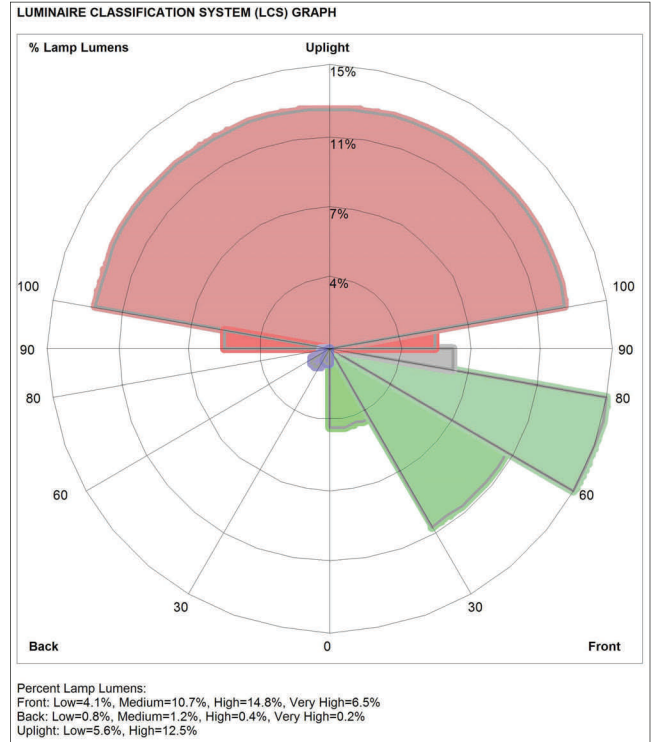
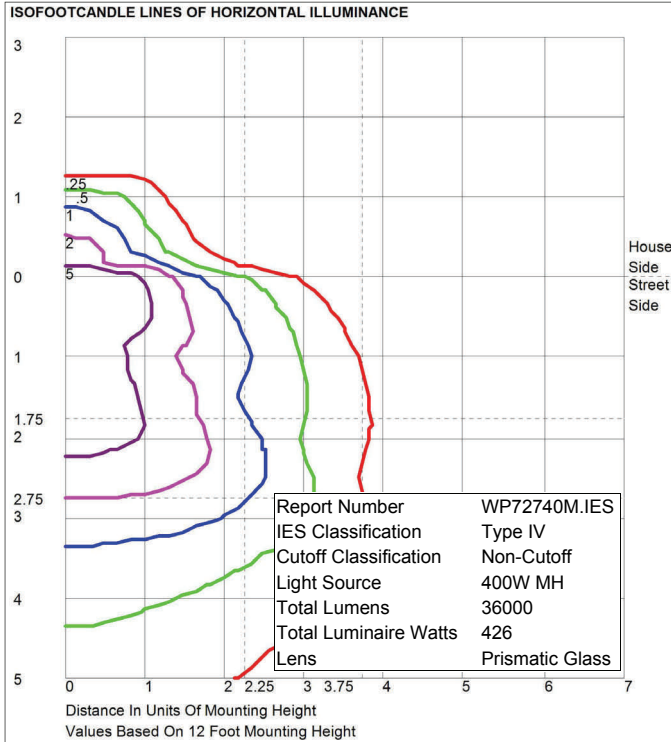
**WP727V**  
Visor Option



# Lumen Tech

Lighting, Inc.

## Design WP727 Surface Mount Wall Pack Maximum 400 Watt Metal Halide Or 400W High Pressure Sodium



- Suffix Cat.# With Option**
- PC(Voltage)** Photocell Control
  - QRS** Quartz Re-strike System (Less Lamp)
  - FD(Voltage)** Fusing